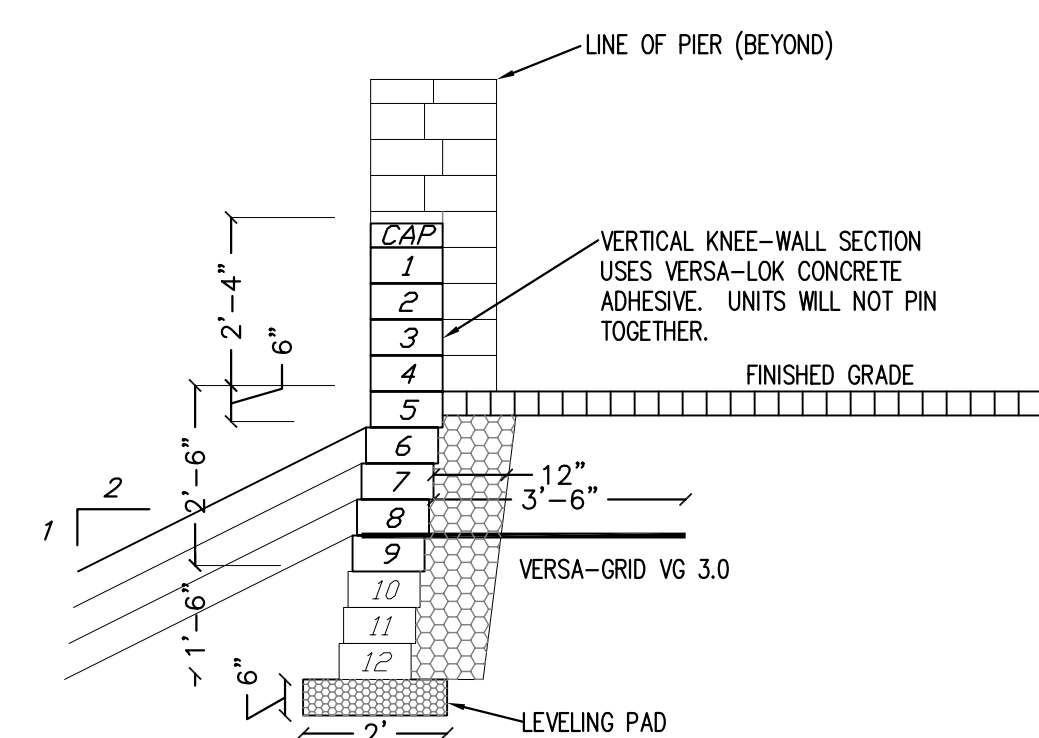
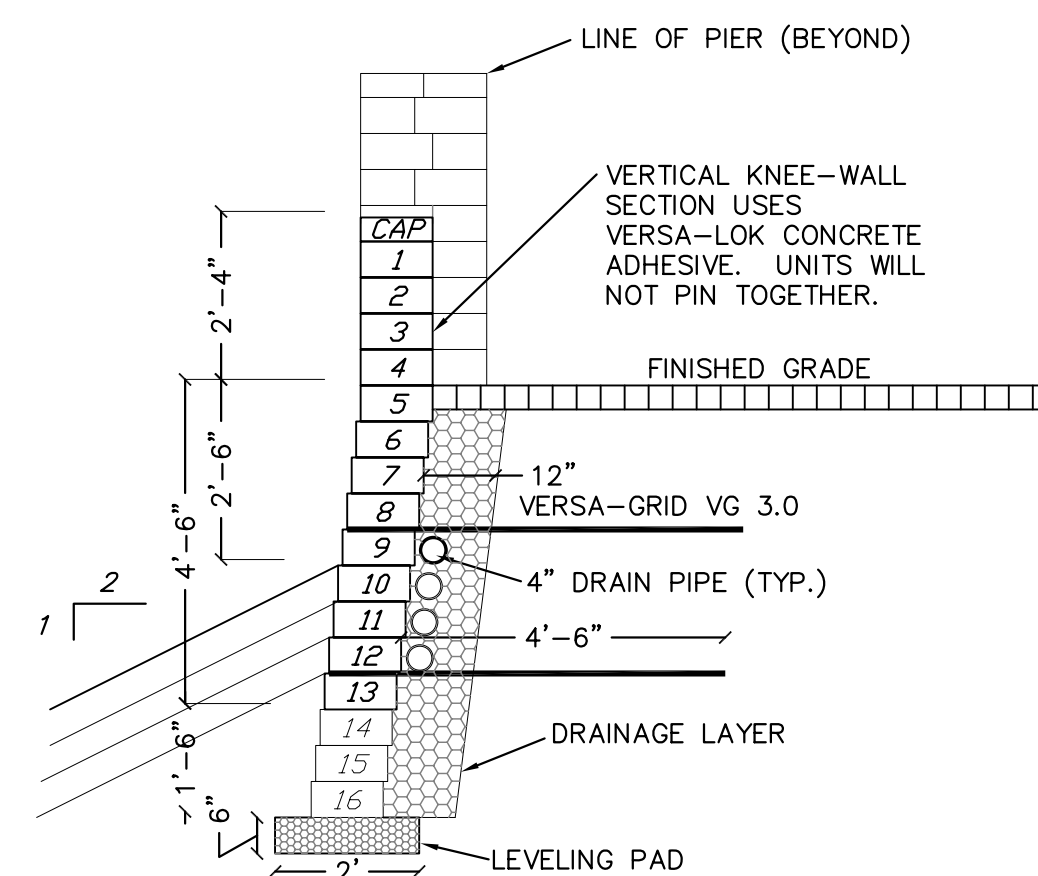


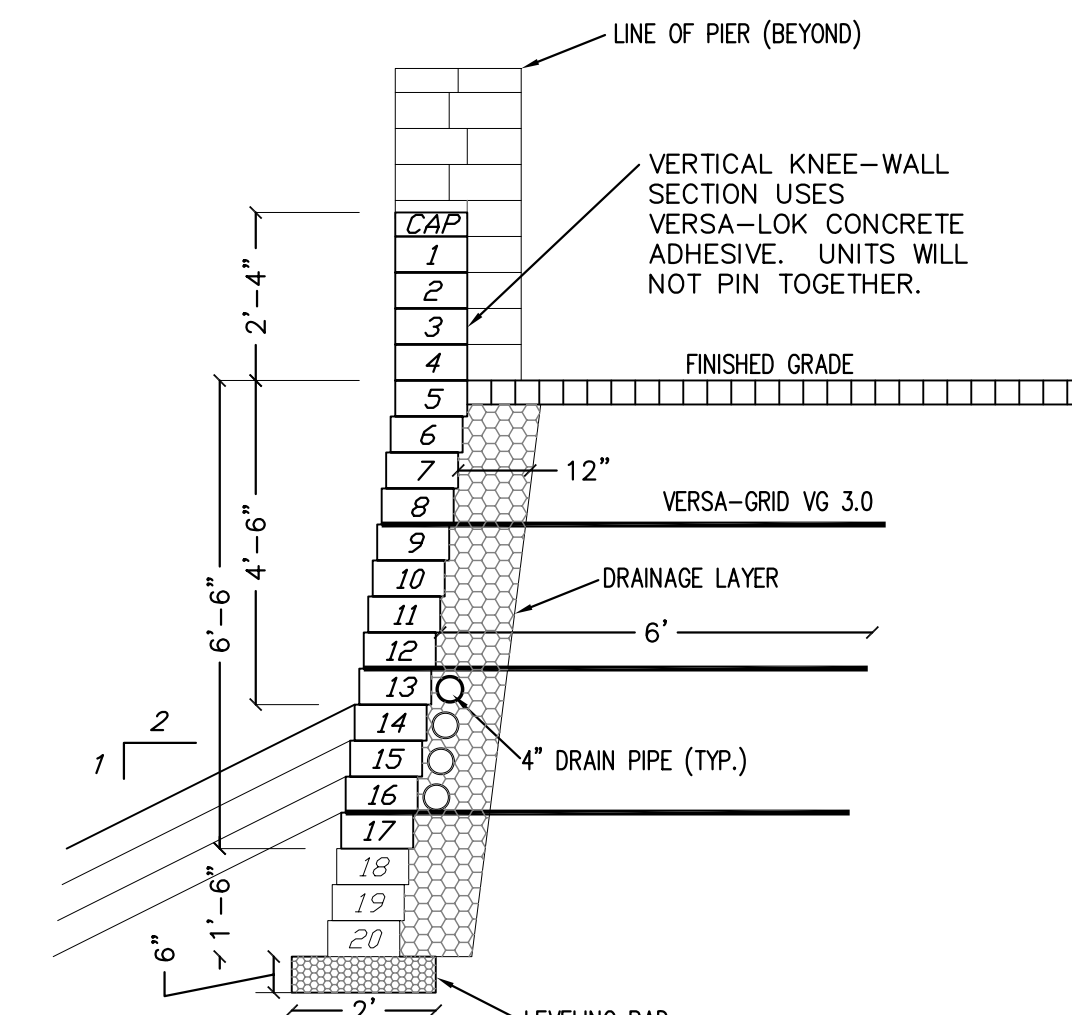
**WALL ELEVATION**  
SCALE: 1/4"=1'



**TYPICAL REINFORCED SECTION (9-12 COURSES)**  
3/4- INCH OFFSET  
SCALE: 3/8"=1'



**TYPICAL REINFORCED SECTION (13-16 COURSES)**  
3/4- INCH OFFSET  
SCALE: 3/8"=1'



**TYPICAL REINFORCED SECTION (17-20 COURSES)**  
3/4- INCH OFFSET  
SCALE: 3/8"=1'

GEOTECHNICAL & STRUCTURAL ENGINEERING BY:  
REJILING ASSOCIATES, INC.  
15 West Ayresbury Road  
Timonium, Maryland 21093  
p: 410.580.7414 f: 410.580.2498

PROJECT: TAKOMA PARK LINDEN AVE WATER QUALITY RETROFIT & RETAINING WALL REMEDIATION

TITLE: WALL ELEVATION & DETAILS

**T.E. SCOTT+ASSOCIATES**  
LANDSCAPE | STORMWATER | ENVIRONMENT  
128 Cockeysville Road, Ste 200 p: 410.458.2651  
Hunt Valley, MD 21030 f: 443.269.0216  
tes@mdswm.com www.mdswm.com

Designed By: R&A	Scale: AS SHOWN	Proj. No. 0901
Drawn By: T&A/TES	Date: 6/29/09	
Checked By: ER	Approved	SHEET 5 OF 11

PROFESSIONAL CERTIFICATION. I HEREBY CERTIFY THAT THESE DOCUMENTS WERE PREPARED OR APPROVED BY ME, AND THAT I AM DULY LICENSED PROFESSIONAL ENGINEER UNDER THE LAWS OF THE STATE OF MARYLAND. LICENSE No. \_\_\_\_\_, EXPIRATION DATE: \_\_\_\_\_