

BUILDIPEDIA.COM

60 SIMPLE SECONDS

DONE BEFORE YOU KNOW IT

REPLACE YOUR WOOD DOOR

DIFFICULTY



COST



Bad dog! Kinski has torn up the front door!

Replacing your door can be done easily in one afternoon with a few basic tools that you probably already own.

The cost of this project will depend on your taste. Doors can cost as little as \$25. Conversely, much finer options are available.


TOOLBOX



SCREW DRIVER



TAPE MEASURE



CHISEL



PENCIL



HAMMER



DRILL

STEPS



MEASURE THE DOOR



REMOVE DEADBOLT AND HARDWARE



KNOCK OUT HINGE PINS & REMOVE DOOR



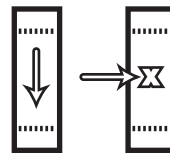
REMOVE HINGES FROM OLD DOOR



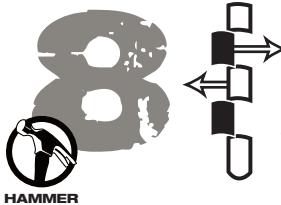
MARK HINGE LOCATION ON NEW DOOR AND SCORE WITH RAZOR



WORKING LENGTHWISE, PREPARE AN OPENING



DRILL HOLES AND INSTALL NEW HINGES



HANG DOOR AND REPLACE PINS



REPLACE HARDWARE AND DOOR HANDLE



LOCK, UNLOCK, OPEN, & CLOSE YOUR NEW DOOR

HOW TO VIDEO:

